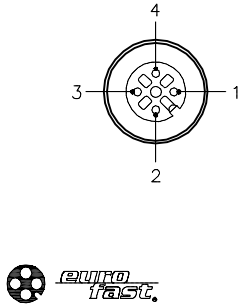
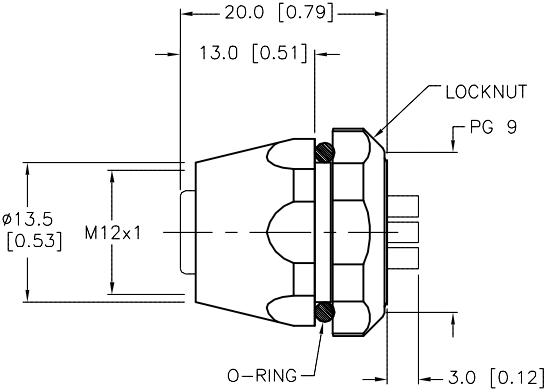
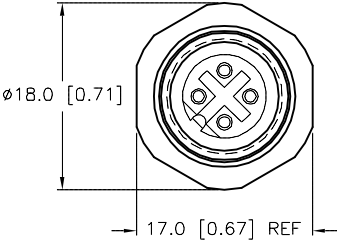


FEMALE END VIEW





SPECIFICATIONS

CONTACT CARRIER MATERIAL	NYLON OR TPU
CONTACT MATERIAL/PLATING	BRASS/GOLD
HOUSING/LOCKNUT MATERIAL/FINISH	STAINLESS STEEL/PASSIVATED
O-RING MATERIAL	BUNA-N
RATED CURRENT [A]	4.0 A
RATED VOLTAGE [V]	250 V
TERMINATION TYPE	SOLDER CUPS
MAX. WIRE SIZE	20 AWG
TEMPERATURE RANGE	-40°C to +105°C (-40°F to +221°F)
PROTECTION CLASS	MEETS NEMA 1,3,4,6P AND IEC IP68



SOURCE DRAWING - FOR REFERENCE ONLY

					RELATED DOCUMENTS		3RD ANGLE PROJECTION		THIS DRAWING IS CONFIDENTIAL AND THE PROPERTY OF TURCK INC. USE OF THIS DOCUMENT WITHOUT WRITTEN PERMISSION IS PROHIBITED.		3000 CAMPUS DRIVE MINNEAPOLIS, MN 55441 1-800-544-7769 (763) 553-7300 (763) 553-0708 fax www.turck.us				
					1. 2. 3. 4.										
					MATERIAL		ALL DIMENSIONS DISPLAYED ON THIS DRAWING ARE FOR REFERENCE ONLY								
					SEE SPECIFICATIONS										
FINISH		DRFT RDS		DATE 06/04/09		DESCRIPTION FKV 4.4									
SEE SPECIFICATIONS		APVD		SCALE 1=.8											
						UNIT OF MEASUREMENT		IDENTIFICATION NO. U9522-3			REV D				
						MILLIMETER [INCH]									
						CONTACT TURCK FOR MORE INFORMATION		DO NOT SCALE THIS DRAWING			FILE: U9522-3			SHEET 1 OF 1	
D	DRAWING PROCESSED AS PART OF ECO 39008			KMY	06/11/12	39008									
REV	DESCRIPTION			BY	DATE	ECO NO.									